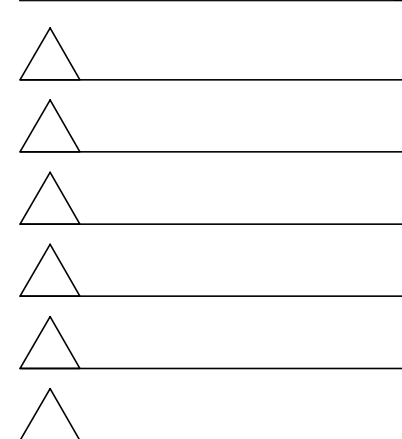


IRRIGATION PLAN



JANET TELLER

JEFF CHAMLEE

09/02/2020

1/16" = 1'-0"

0000-1

L- 1

1 OF 1 SHTS.

LEGEND:

IRRIGATION

SYM. MANUFACTURER MODEL NUMBER DESCRIPTION

		RADIUS	G.P.M.	P.S.I.
▽	RAINBIRD RD1804-S-P45-RVAN-14-90	8'-14"	0.32	45
∇	RAINBIRD RD1804-S-P45-RVAN-14-180	8'-14"	0.63	45
∇	RAINBIRD RD1804-S-P45-RVAN-14-210	8'-14"	0.73	45
X	RAINBIRD RD1804-S-P45-RVAN-14-360	8'-14"	1.27	45

ROTORS

⊙	RAINBIRD	5004-PC-SAM-R-MPR-25-Q-SS	QUARTER ROTOR	18'-25"	1.00	45
⊙	RAINBIRD	5004-PC-SAM-R-MPR-25-H-SS	HALF ROTOR	18'-25"	1.98	45
⊙	RAINBIRD	5004-FC-SAM-R-MPR-25-F-SS	FULL ROTOR	18'-25"	3.82	45
⊙	RAINBIRD	5012-PC-SAM-R-MPR-25-H-SS	HALF ROTOR	18'-25"	3.82	45

NOTE:

- USE RD 1812-S-P45 HEAD BODIES FOR SHRUB AND SLOPE AREAS
- USE 5000-S-PC/FC/SAM-R HEADS ON PVC RISER FOR MID & TOP OF SLOPE LOCATIONS

EQUIPMENT

	MODEL	DESCRIPTION
M		1-1/2" WATER METER - EXISTING
■	FEBCO 825Y	2" REDUCED PRESSURE BACKFLOW DEVICE w/ WYE STRAINER 60-MESH AND STAINLESS STEEL STRONGBOX ENCLOSURE
■	FEBCO 825YA	3/4" REDUCED PRESSURE BACKFLOW DEVICE w/ STAINLESS STEEL STRONGBOX ENCLOSURE
■	WILKENS 500 SERIES	2" PRESSURE REGULATOR
⊙	CALSENSE FM-1.0B	1" FLOW SENSOR
⊙	SUPERIOR 3200-200-RW	2" MASTER VALVE, NORMALLY CLOSED
⊙	NIBCO T-585	LINE-SIZE FULL PORT BRONZE BALL VALVE
⊙	RAINBIRD EFB-CP-PRS-D	REMOTE CONTROL GLOBE VALVE, SIZE AS SHOWN. ADD PRESSURE REGULATOR AS NEEDED
⊙	RAINBIRD XCZ-PRB-100-COM	1" DRIP ZONE VALVE KIT IN-LINE w/ 200MESH FILTER AND 40 PSI REGULATOR
⊙	RAINBIRD 44 DLRC	1" QUICK COUPLER POTABLE w/ 2 KEYS 44s-DK
⊙	NETAFIM TL5OV	MANUAL FLUSH VALVE FOR DRIP SYSTEM
⊙	CALSENSE ET3000	CALSENSE 24 STATION STAINLESS STEEL PEDESTAL MOUNTED CONTROLLER ASSEMBLY #ET2000e-48-LR-M-RRe-SSEDR
---	APPROVED SCH. 40 PVC	MAINLINE, SIZE AS SHOWN, MIN. COVER 24 Ø
---	APPROVED SCH. 40 PVC	POTABLE LINE, SIZE AS SHOWN, MIN. COVER 24 Ø
---	APPROVED SCH. 40 PVC	LATERAL LINE, SIZE AS SHOWN, MIN. COVER 12Ø
---	APPROVED SCH. 40 PVC	SLEEVES, SIZED 2X LARGER THAN PIPE TO BE INSERTED, UNLESS OTHERWISE NOTED

VALVES

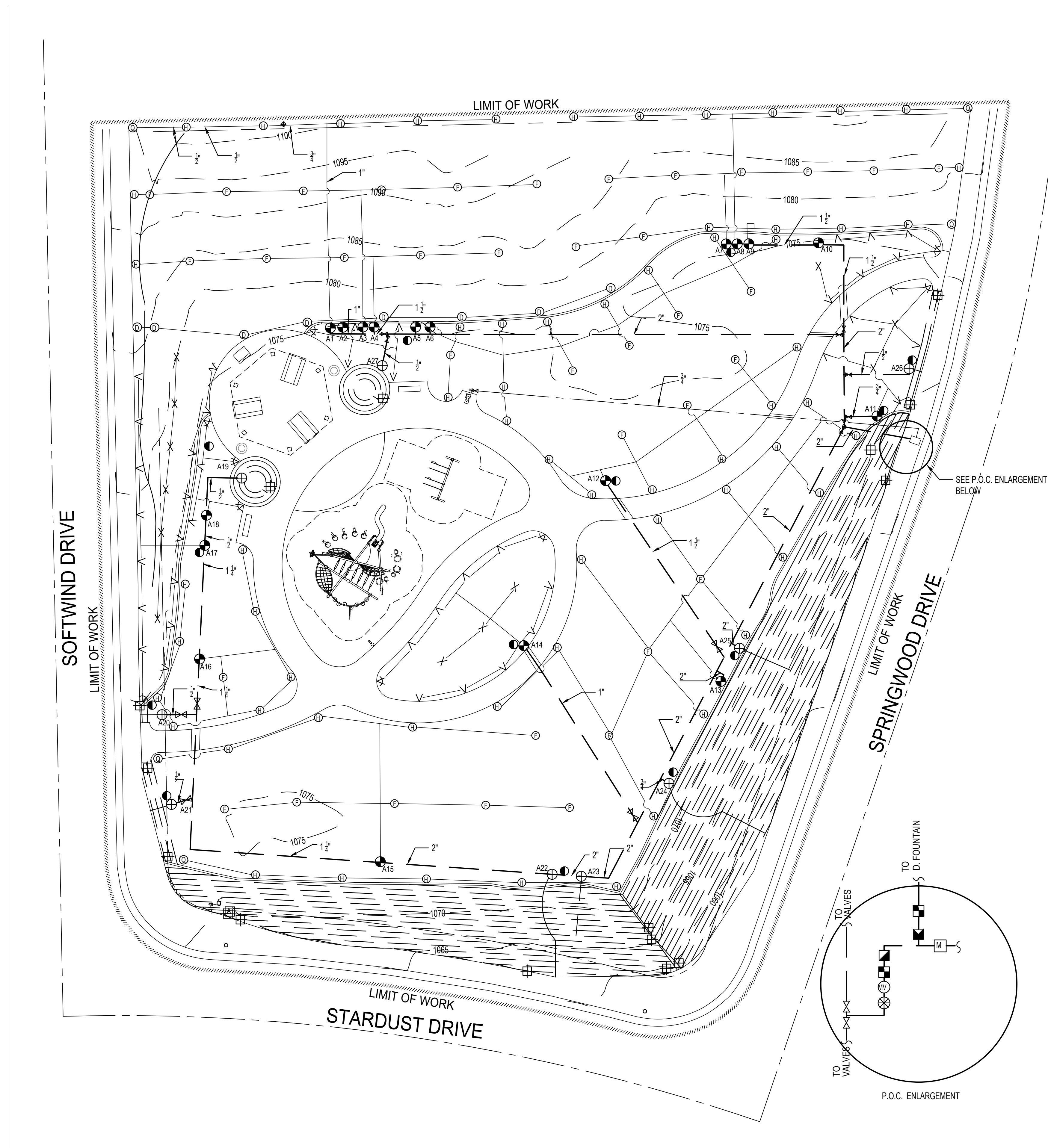
SPRAY HEADS

A1	A2	A3	A4	A5	A6	A7	A8	A9
1" 10.9	1" 15.84	1.5" 24.90	1.5" 21.08	1" 2.52	1.5" 36.92	1.5" 24.90	1" 11.88	1" 16.56

A10	A11	A12	A13	A14	A15	A16	A17	A18
1" 5.37	1" 6.01	1.5" 23.34	1.5" 39.18	1" 10.12	1.5" 38.78	1" 19.66	1" 17.49	1" 2.22

DRIP ZONE

A19	A20	A21	A22	A23	A24	A25	A26	A27
1" .32	1" .07	1" .58	1" 3.75	1" 7.45	1" 6.00	1" 10.06	1" .46	1" .32

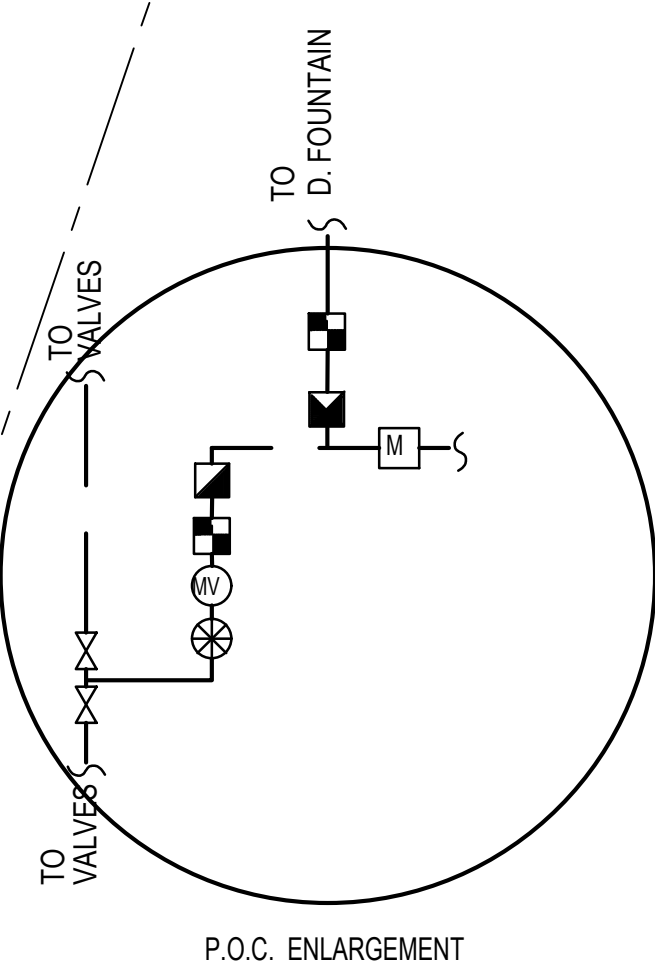


SEE P.O.C. ENLARGEMENT BELOW

SOFTWIND DRIVE

SPRINGWOOD DRIVE

STARDUST DRIVE



P.O.C. ENLARGEMENT



Know what's below.
Call before you dig.

